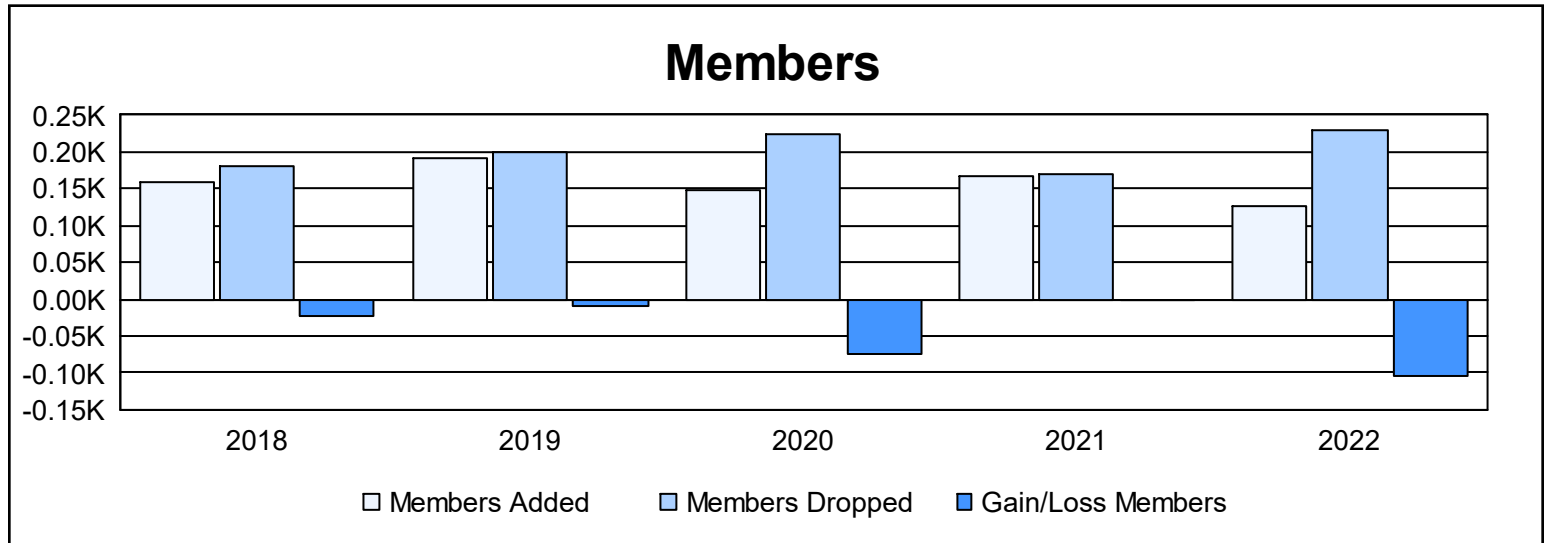
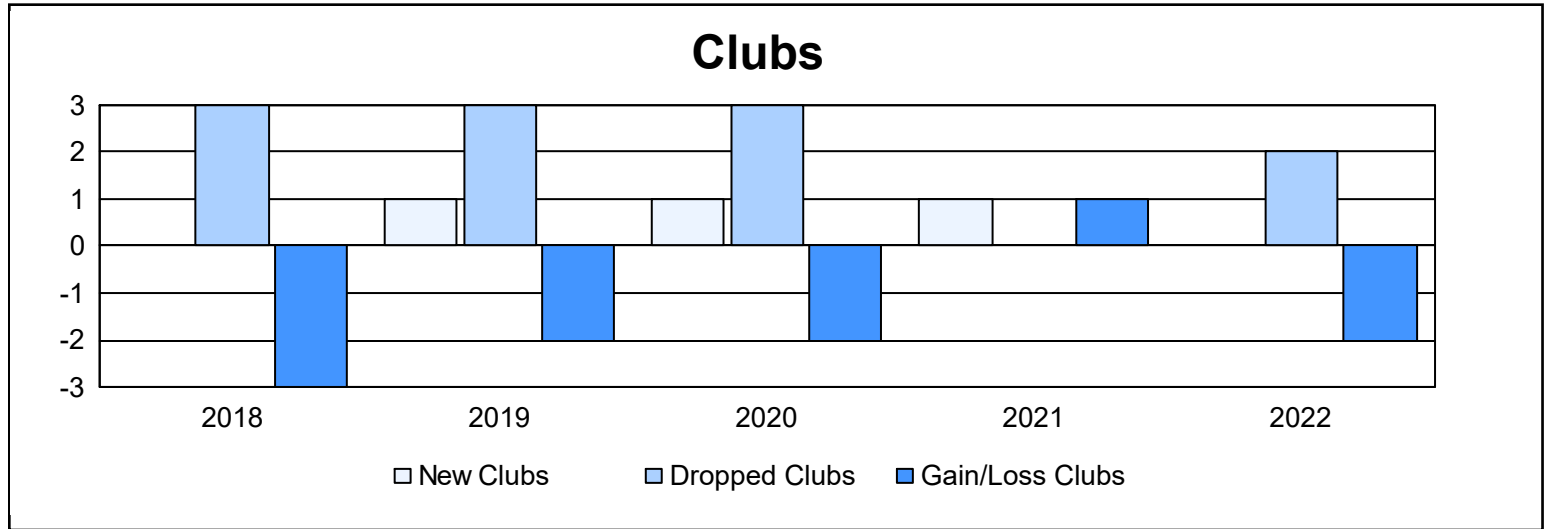
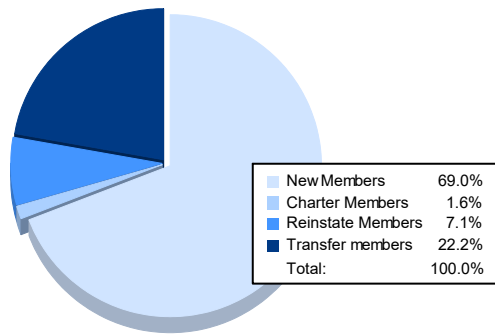


Year	New Clubs	Dropped Clubs	Gain/ Loss Clubs	New Members	Charter Members	Reinstate Members	Transfer Members	Total Member Added	Total Members Dropped	Gain/ Loss Members
2017-2018	0	3	-3	135	0	4	19	158	182	-24
2018-2019	1	3	-2	123	23	7	38	191	201	-10
2019-2020	1	3	-2	97	23	6	23	149	223	-74
2020-2021	1	0	1	62	78	6	22	168	170	-2
2021-2022	0	2	-2	87	2	9	28	126	229	-103
<b>Average</b>	<b>1</b>	<b>2</b>	<b>-2</b>	<b>101</b>	<b>25</b>	<b>6</b>	<b>26</b>	<b>158</b>	<b>201</b>	<b>-43</b>



### Membership Composition June 2022 Cumulative



### Gender Composition June 2022 Cumulative

